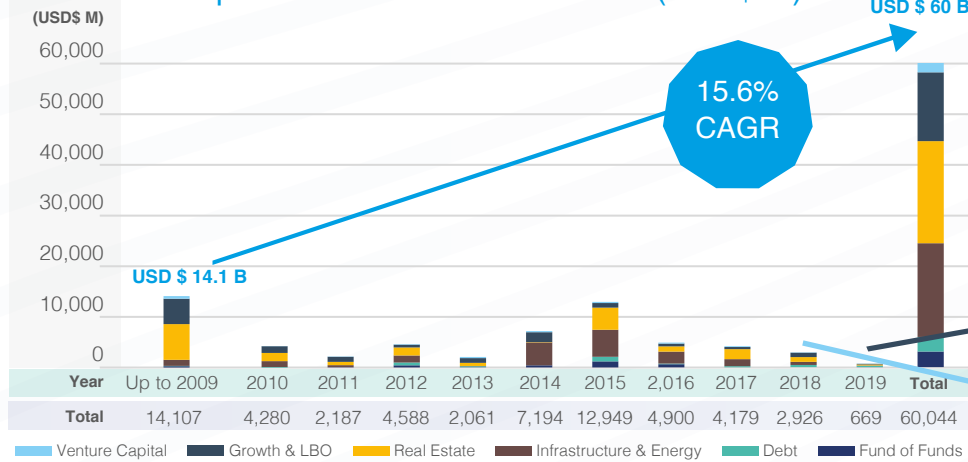



Accumulated Fundraising

More than **USD \$60 B** raised, **CAGR of 15.6%** over the last 10 years

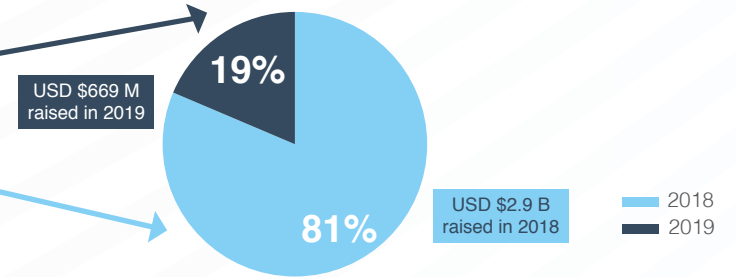
Capital Commitments in Mexico (USD\$ M)



2019 Fundraising



Capital Commitments (USD \$) Last Two Years

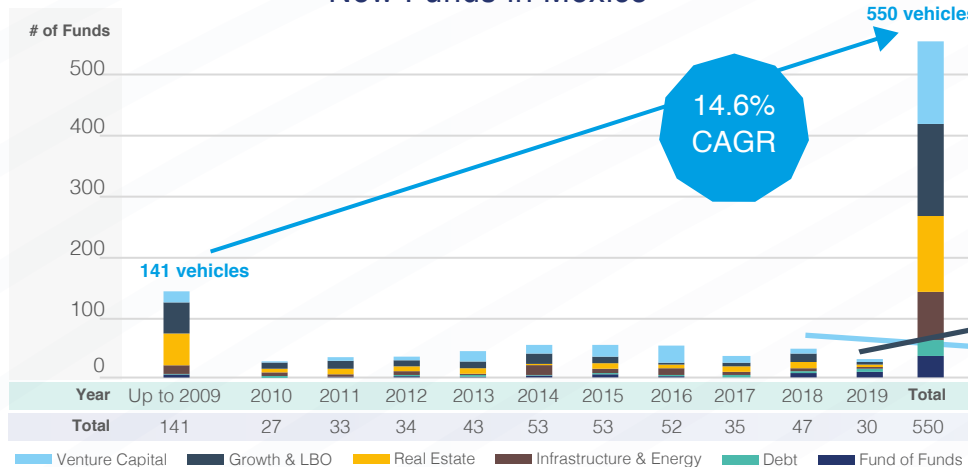


550 Investment Vehicles CAGR of 14.6% in last 10 years

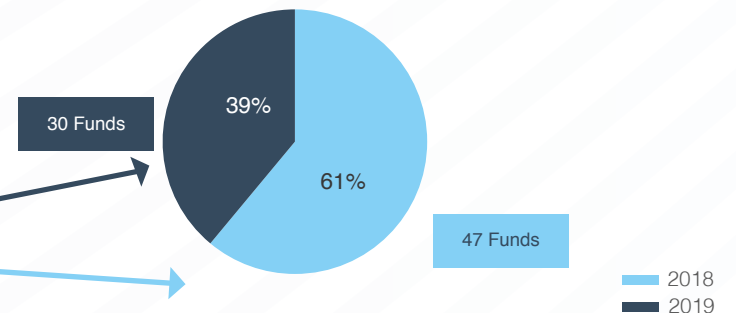
409 new investment vehicles created over the last 10 years

77 funds created in 2018 & 2019

New Funds in Mexico



Proportion of # of Funds Raised Last Two Years



**Accumulated Investments**



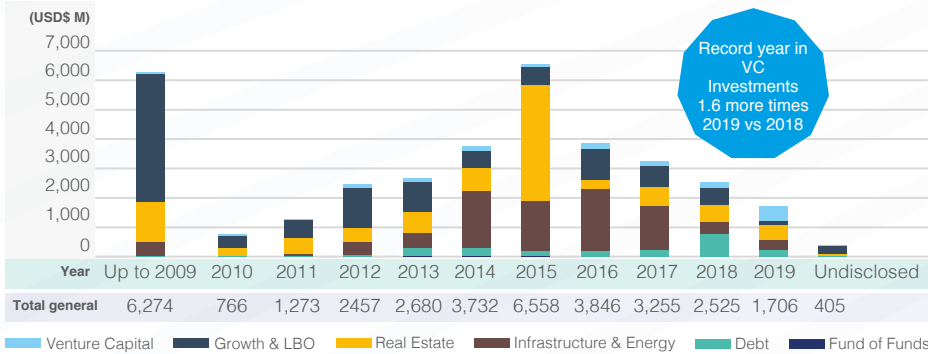
**2019 Investments**

USD \$1.7 B invested in 2019 mainly in venture capital and real estate at least 260 transactions

Represents 40% of invested capital and 48% of transactions of last 2-year transactions



**Annual Invested Capital per Investment Strategy (USD \$ M)**




**2019 vs 2018 Invested Capital    2019 vs 2018 Transactions**



**2019 Divestments**

**26 exit transactions amounted USD \$1.2 B**

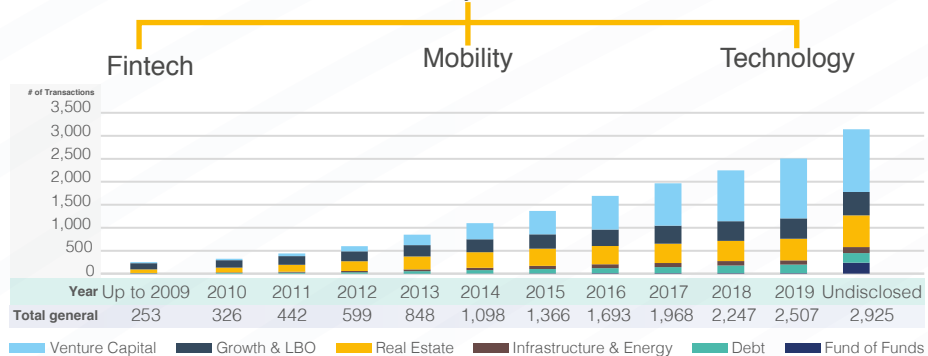
Mainly from



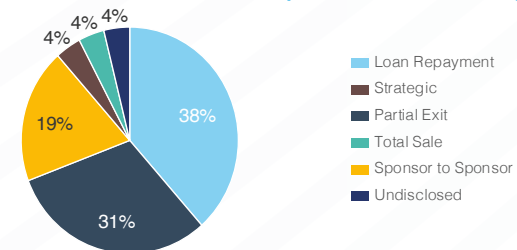
**A wide range of industries invested**

Financials · Technology · Health Care · Utilities · Others

Increasing number of transactions in the financial and consumer services, driven by investments in



**2019 Percent of Exits per EXIT Strategy**



\*Projects refer to real estate and infrastructure & energy transactions with a known named project.